

## UK: CONTENTS & FUNCTIONS

A: LIGHT UP USB STREAMING MIC  
B: USB C - USB CABLE

### 1: Mic Mute & Noise Cancellation

#### Microphone Mute

- Single press - Light strip glows **SOLID RED** to signal the mic is muted
- Single press to un-mute the mic. Light will return to last light effect

#### Noise Cancellation

- Press and hold for 3 seconds - Light strip glows **SOLID GREEN** to signal the Noise Cancellation is on
- Press and hold for 3 seconds to deactivate. Light will return to last light effect

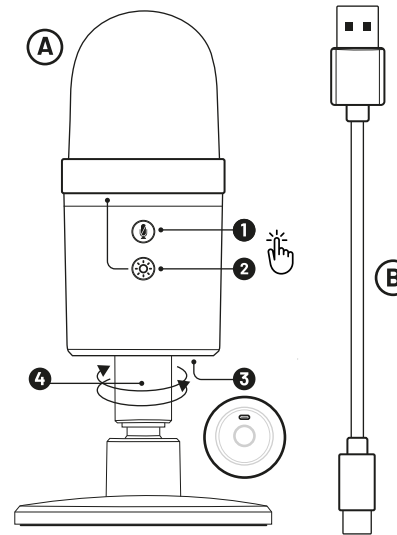
### 2: Lighting

Single increments to change the light effects. 12 in total, plus OFF mode

### 3: USB C Port

### 4: Disassembling the Stand

Unscrew the support rod from the base and then from the microphone



## UK: PC SETUP

### MICROPHONE SUPPORTS WINDOWS 7-11

1-2: Connect the Microphone to the USB port of your PC using the USB C - USB cable

#### WINDOWS 10 / 11

Go to the Sound (icon) > Sound Settings: Set the input to **Light Up USB Streaming Mic**



Speak into your microphone to test. If the blue bar is moving, your microphone is working properly.

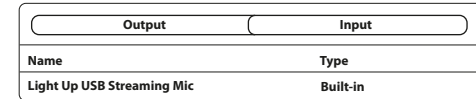
## UK: MAC SETUP

1-2: Connect the Microphone to the USB port of your Mac using the USB C - USB cable

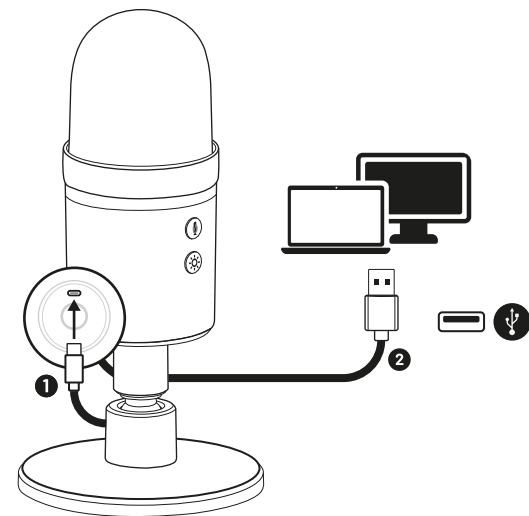
#### MAC OS

Go to the Apple Symbol > System Settings > Sound: Set the input to **Light Up USB Streaming Mic**

#### Output & Input



Speak into your microphone to test. If the Input Level bar is moving, your microphone is working properly.



## UK: PS4 / PS5 SETUP

1-2: Connect the Microphone to the USB port of your PS4/PS5 using the USB C - USB cable

#### PS4

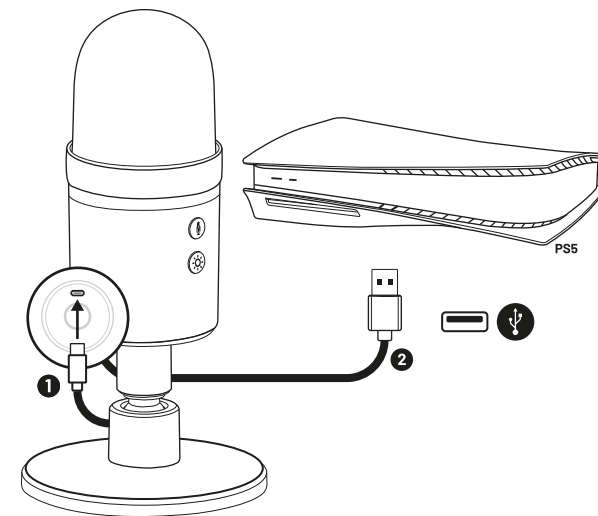
Go to Settings > Devices > Audio Devices > Input Device: Select USB Microphone (**Light Up USB Streaming Mic**)

Adjust the microphone level until the indicator shows "Good".

#### PS5

Go to Settings > Sound > Microphone > Input Device: Select USB Microphone (**Light Up USB Streaming Mic**)

Adjust the microphone level and follow the instructions on the screen to calibrate your mic.



### Legal information

Please keep this instruction manual for future reference. If you require any help or assistance please contact [help@abptech.co.uk](mailto:help@abptech.co.uk) or visit [4gamers.net](http://4gamers.net)

### Warranty

This product is guaranteed for a period of one year from the date of purchase. During this period if there is a defect due to faulty materials, or workmanship the retailer from whom you purchased it will replace it with the same or a similar model on production of your purchase receipt or proof of purchase. This guarantee does not cover defects arising from accidental damage, misuse or wear and tear, and is available only to the original purchaser of the product. This does not affect your statutory rights.

### Important Safeguards & Precautions

- Never expose to direct sunlight or wet weather conditions
- Do not expose the unit to splashing, dripping, rain or moisture. Do not immerse in liquid
- Do not expose to dust, high humidity, high temperatures or mechanical shock
- Avoid any unnecessary strain of the cable
- Do not carry the unit by its cable
- Do not use if the equipment is damaged
- Do not disassemble: there are no serviceable parts inside
- For external cleaning, use a soft, clean, damp cloth only. Use of detergents may damage the cabinet finish and leak inside
- Do not place cables where they may be subject to excessive heat or flames

Not recommended for children under 6 years of age. **MADE IN CHINA**

### Federal Communication Commission

#### Class B Interference Statement

**This device complies with part 15 of the FCC Rules. Operation is subject to the following two conditions: (1) this device may not cause harmful interference, and (2) this device must accept any interference received, including interference that may cause undesired operation.**

This equipment has been tested and found to comply with the limits for a Class B digital device, pursuant to part 15 of the FCC Rules. These limits are designed to provide reasonable protection against harmful interference in a residential installation. This equipment generates, uses, and can radiate radio frequency energy and, if not installed and used in accordance with the instructions, may cause harmful interference to radio communications. However, there is no guarantee that interference will not occur in a particular installation.

If this equipment does cause harmful interference to radio or television reception, which can be determined by turning the equipment off and on, the user is encouraged to try to correct the interference by one or more of the following measures:

- Reorient or relocate the receiving antenna.
- Increase the separation between the equipment and receiver.
- Connect the equipment to an outlet on a circuit different from that to which the receiver is connected.
- Consult the dealer or an experienced radio/TV technician for help.

### Canadian ICES Statements

#### Canadian Department of Communications Radio Interference Regulations

This digital apparatus does not exceed the Class B limits for radio-noise emissions from a digital apparatus as set out in the Radio Interference Regulations of the Canadian Department of Communications. This Class B digital apparatus complies with Canadian ICES-003.

### Règlement sur le brouillage radioélectrique du ministère des Communications

Cet appareil numérique respecte les limites de bruits radioélectriques visant les appareils numériques de classe B prescrites dans le Règlement sur le brouillage radioélectrique du ministère des Communications du Canada. Cet appareil numérique de la Classe B est conforme à la norme NMB-003 du Canada.



Not recommended for children under 6 years of age. Please retain this packaging for future reference. Due to the company's policy of constant improvement and technical refinement, the company reserve the right to alter the specification. Actual product may differ from packaging imagery. "4GAMERS" is a registered trademark of Accessories & Technology Ltd. All rights reserved. Manufactured Under Licence By ABP Technology Ltd. EU AR: ABP Technology Europe Ltd, Dublin, ROI, K78 X5W6. All Rights Reserved. MADE IN CHINA.

All other trademarks are the property of their respective owners. Windows and the Windows logo are trademarks or registered trademarks of the Microsoft group of companies. Mac and macOS are trademarks of Apple Inc., registered in the U.S. and other countries and regions. PlayStation, PS5, and PS4 are registered trademarks or trademarks of Sony Interactive Entertainment Inc. Sony and Sony Interactive Entertainment are registered trademarks or trademarks of Sony Group Corporation

## HAVING TROUBLE SETTING UP? WE CAN HELP!

### TECHNICAL SUPPORT QUESTIONS / SET-UP / NOT WORKING?

ONLINE: [4GAMERS.NET](http://4GAMERS.NET)

Set-Up Guides, Support Articles, FAQ's and more

EMAIL: [HELP@ABPTECH.CO.UK](mailto:HELP@ABPTECH.CO.UK)

How can we help? Our support team will answer your questions

LIVE CHAT:

Speak to our Support Team by clicking the 'Chat With Us' box over at [4gamers.net](http://4gamers.net)

OPERATING TIMES:

Monday - Thursday 9am to 5pm  
Friday 9am to 4pm  
(UK Times - GMT)

FR: VOUS RENCONTREZ DES DIFFICULTÉS DURANT L'INSTALLATION DU PRODUIT? NOUS POUVONS VOUS AIDER! **ONL D'EXPRESSION ANGLAISE**

IT: HAI PROBLEMI DI INSTALLAZIONE? POSSIAMO AIUTARTI!  
**ONL ANGLOFONO**

DE: PROBLEME BEIM AUFBAU? WIR HELFEN IHNEN WEITER!  
**ENGLISCH SPRECHENDES ONL**

ES: ¿PROBLEMAS CON LA CONFIGURACIÓN? ¡PODEMOS AYUDARLE!  
**ONL DE HABLA INGLESA**

NL: PROBLEEM BIJ HET INSTELLEN? WIJ HELPEN U WEL!  
**(ENGELSTALIGE ONL)**

PT: ESTÁ A TER PROBLEMAS EM CONFIGURAR?  
**ATENDIMENTO APENAS EM INGLÊS**

4gamers™

**QUICK START GUIDE**  
GUIDE DE DÉMARRAGE RAPIDE

